



BL:NK:NK...>


technische details



Zo maak je de hoekpunten in de route


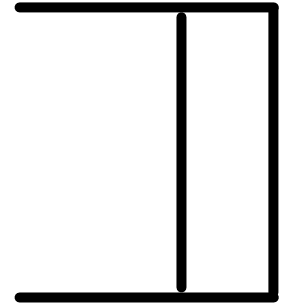
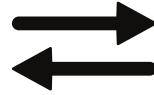

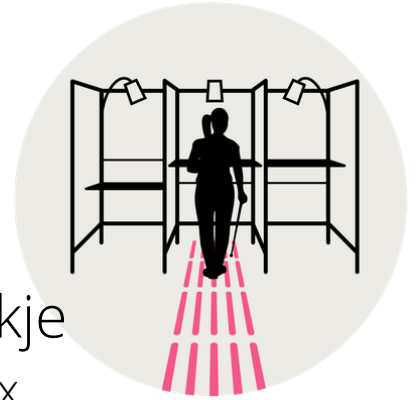
1
aanmeldbalie in het
stembureau








2

aftakking naar stemhokje
met stemmal en soundbox



3

informatie
locatie van de stembus



kijk voor overige details op:
[https://blinkink.eu/user-
uploads/files/downloads-
simply-create/Blinkink-
technische-details.pdf](https://blinkink.eu/user/uploads/files/downloads-simply-create/Blinkink-technische-details.pdf)